



ifly Travel Affiliate Beginners Guide

First, thank you for your support in signing up to our ifly Travel Affiliate's program. It is fantastic to see people loving our brand enough to decide to help spread the word to their family and friends.

We have created this little "How-To Guide" for all our new Affiliate's to ensure you are welcomed into the family properly and are given as many tools as possible to help you succeed in promoting ifly and getting that first booking!

What exactly is an Affiliate again?

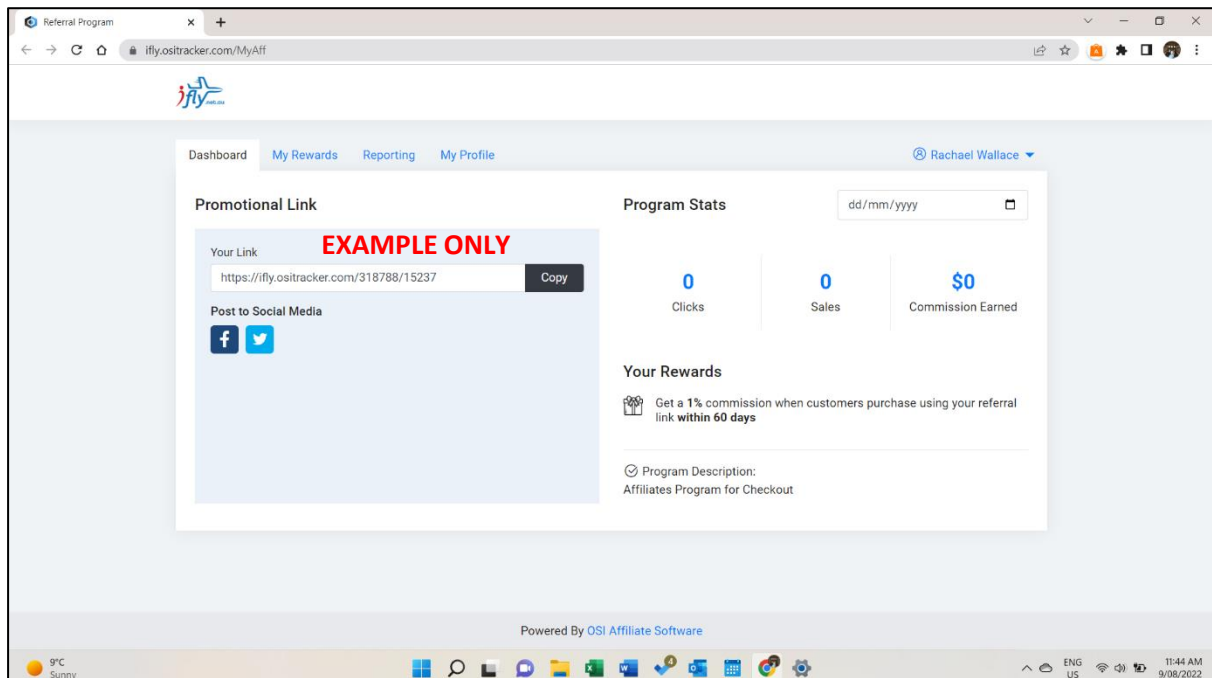
Essentially, an Affiliate is an individual who independently promotes or markets a business digitally. The goal is to direct customers to the business' website so they can purchase their products or services. In terms of ifly, that means encouraging your family and friends to book flights with us.

If the Affiliate is successful in bringing in customers, they receive a 1% portion (or commission) of the booking made. For example, if you post on Facebook, asking people to book a flight through ifly and one of your friends uses your post to book a \$10,000 flight, you will receive 1% of that money. That's \$100 for just one booking!

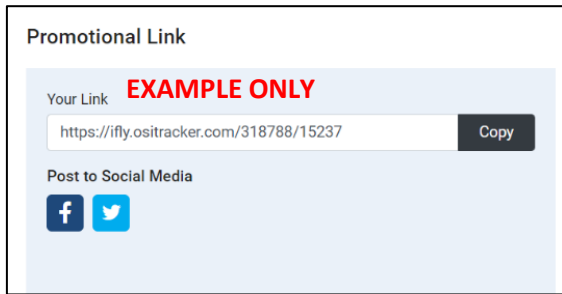
I've joined! So, what now?

Once you have joined you will receive an email (make sure to check your spam folder) that contains a link which will re-direct you to your Affiliate Referral Dashboard. Make sure to save this link for whenever you need to access your account!

The email link will take you to the below page (please note the link shown in the image is an example only):



Breaking down your dashboard



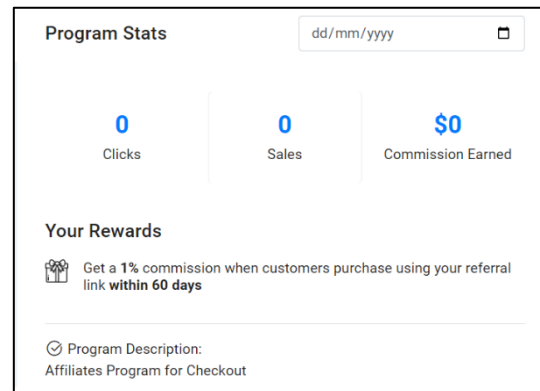
On the left of your dashboard, you will see your promotional link. This link is unique to your Affiliate account and will redirect anyone who clicks on it to the ifly website.

It is this link your friends and family need to click on if you wish to earn the commission for flight bookings. When someone clicks on your link, the system will track that person while on the ifly website and, if a

booking is made, will record that they used your link to do so. This is how we know that you need to receive a commission for that booking.

On the right of your dashboard, you can track the following:

- Clicks: This number will track how many people have clicked on your unique promotional link.
- Sales: This number will show how many people booked flights using your unique promotional link (the higher this number gets, the more money you are earning!)
- Commission earned: this is where it tracks how much money you have actually earned!



The several tabs along the top help provide details information and reports on your Affiliate account. The "My Profile" tab displays your personal details which you can change and update when needed.

What are ways I can promote using my unique promotional link?

As mentioned earlier, your promotional link is what you use to get that commission which means you need to send that link out into the digital world for people to click on! Below we have compiled a few different ways you could spread the word!

Option 1: Social Media Post

The easiest and fastest way to spread the word is by posting on all your social media accounts. Facebook, Instagram, Snapchat, TikTok, Twitter, you name it! Here is an example of a post you could use:

"Hi everyone! I have just started on a new and exciting adventure as an Affiliate for ifly, an online flight travel agent. Ifly is an Australian based company and have been running for over 30 years. If you are looking to book flights for a holiday I strongly recommend booking through these guys as they provide some of the best prices! Click on the below link to have a look at their website and search for flights!!! [insert unique promotional link here]."

Option 2: Email



If you have a lot of email contacts just sitting in your address book, why not send out a bulk email with the promotional link attached? This way you can be sure it will reach everyone, and no one will accidentally scroll past it when surfing their socials during their lunch break!

Option 3: Texting & Online Messaging

Privately messaging a family member or friend who is planning a holiday is another great way to hand out your promotional link. Just send them a message with the link attached letting them know that ifly would be a great website for them to book their flights through.

Option 4: Saving the link on your website

Have an online blog, vlog, or business website? Like many influencers out there, just save the link somewhere on the main page so anyone who visits your website can click on it and cha-ching!

Now remember! The more times you send off this link to people, the bigger the possibility that people will use your link to book. So don't limit yourself to just one of these options, try all of them and if you can think of other ways to promote your Affiliate link that we haven't mentioned, you can do that too!